

External  
operator for swing  
gates of up to 1.6  
m per gate leaves




Gate operators tested  
in compliance with  
European  
Standards on the  
subject of impact  
force.

# Flex

**Exclusively designed  
operator for  
pedestrian gates**

An operator for small-sized  
pedestrian gates.  
It is the ideal solution to manage  
pedestrian access in apartment  
blocks and residential buildings.




**CAME**  
AUTOMATIC GATES

# Flex

Great comfort in very little space



This external operator for small-sized swing gates is specifically designed to be installed in residential buildings, apartment blocks or company facilities. It can be mounted on very small pillars, starting from 8 cm in width. Flex provides maximum comfort and is ideal for pedestrian access gates.



## The electronics

In addition to the regular command and safety functions, the new electronics fitted into the Flex series models provide special features which give total control and optimisation of the operator, such as:

- > **Gate stopping directly from the transmitter** to always handy control the gate.
- > **Programming the command for partial opening of the gate leaf** ideal for all entrances lacking a pedestrian gate.
- > **Electronic obstacle detection** for the best safety during the movement.

## Limits to use

Gate leaf width (m)	Gate leaf weight (Kg)
0,8	150
1,2	125
1,6	100

## The range

<b>F500</b>	24V D.C. reversible operator with articulated arm.
<b>F510</b>	24V D.C. reversible operator with straight arm and slide guide.
<b>ZL160N</b>	Control panel for 2 leaves.
<b>ZL150N</b>	Control panel for 1 leaf.
<b>LB54</b>	Emergency battery card
<b>LOCK81</b>	Electric lock (single cylinder).
<b>LOCK82</b>	Electric lock (double cylinder).



**Functionality and aesthetics in just 8 cm.**  
Extreme compactness in a simple, versatile product. Flex is also available in the "slide arm" version, when reduced space or lateral wall require such a solution.

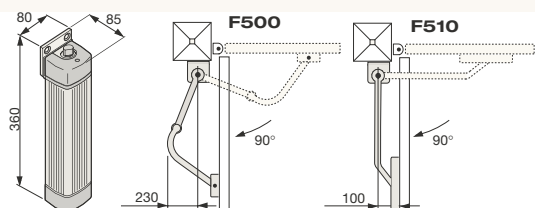


**EN12445 - EN12453 compliant.**  
The ZL160N control panel constantly controls the gate leaves' movement allowing for safe thrust, and is EU standard compliant.

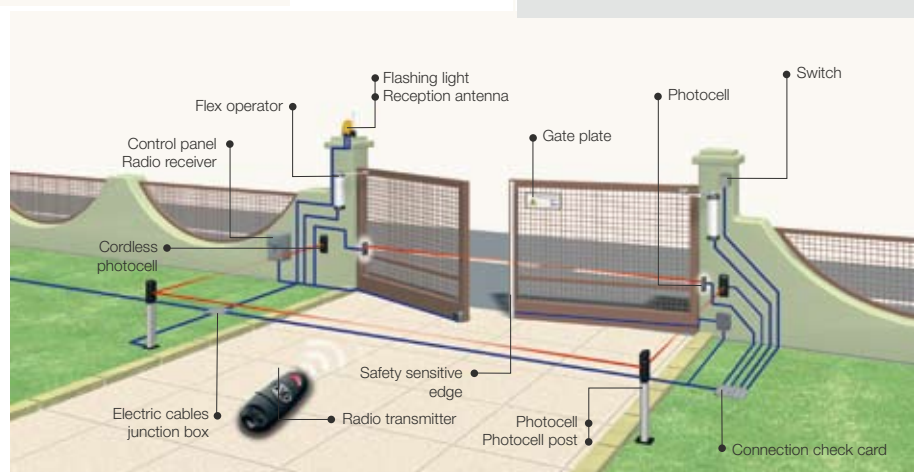
**True comfort!**  
The electronics in the Flex system can be augmented with a device that, in the event of a power outage, automatically activates the emergency function mode through batteries and automatically recharges them (optional).

**Electronically controlled gate movement.**  
Even the slightest obstacle will trigger the gate stopping function thanks to the amperometric detection device (featuring the ZL160N control board).

## Dimensions



## Standard installation



In the event a careful analysis of the automated gate's risks were to require it, the use of sensitive safety infrared or contact edges becomes indispensable.

## Technical features

Type	F500	F510
Protection rating	IP54	IP54
* Power supply (V)	230 A.C.	230 A.C.
Motor power supply (V)	24 D.C.	24 D.C.
Current draw (A)	2 max	2 max
Max power (W)	48	48
Max torque (Nm)	100	100
Duty cycle (%)	intensive use	intensive use
Opening time 90° (s)	13	9
Operating temperature (°C)	-20 ÷ +55	-20 ÷ +55

\* 50/60Hz

PRODUCTS



Made in Italy



Came cancelli automatici s.p.a.

via Martiri della Libertà, 15  
31030 Dosson di Casier - Treviso - Italy

www.came.it - info@came.it

